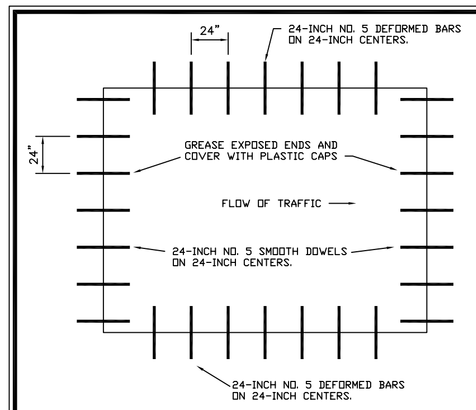

CONCRETE STREET PATCH JOINT DETAIL
NOT TO SCALE

NOTES:
1) ALL CONCRETE STREET PATCHES MUST BE 1-INCH THICKER THAN EXISTING PAVEMENT.
2) NO LESS THAN 1/2 PANEL SHALL BE REPLACED.
3) EDGE OF TRENCH SHALL BE AT LEAST 2-FEET FROM EDGE OF PANEL.
4) MUST NOT DISTURB SUBGRADE UNDER ADJOINING PANELS.
5) MINIMUM 4-INCHES COMPACTED GRANULAR BASE PLACED ON COMPACTED SUBGRADE PER STANDARD STREET SPECIFICATIONS.

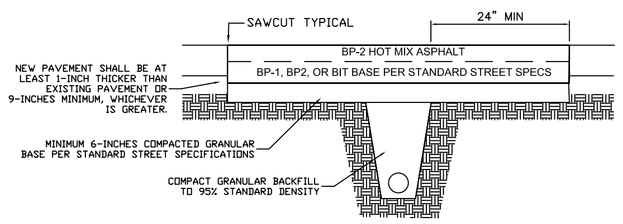

FLEXIBLE PAVEMENT STREET PATCH DETAIL
NOT TO SCALE

DRAWING NO. 309	CITY OF JACKSON, MISSOURI
K.A.P. 03/31/11 Approved Date	STREET PATCH DETAIL
Revisions	

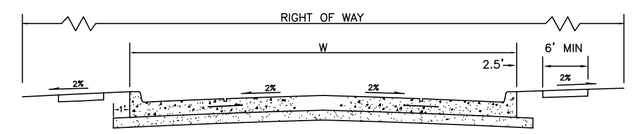

COMMERCIAL-ARTERIAL

LANES	2	4	5
ROW	64'	80'	100'
W	42'	50'	64'

NO PARKING EITHER SIDE

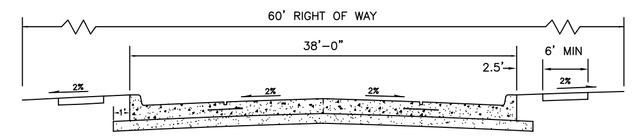

COLLECTOR
NO PARKING EITHER SIDE

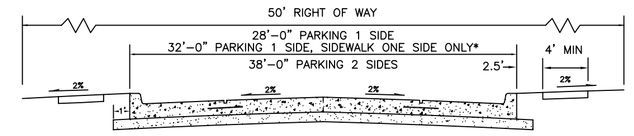

RESIDENTIAL-LOCAL

NOTE: ALL OTHERS SHALL HAVE SIDEWALKS ON BOTH SIDES

DRAWING NO. 310	CITY OF JACKSON, MISSOURI
K.A.P. 03/31/11 Approved Date	STREET AND RIGHT OF WAY STANDARD WIDTHS
Revisions	

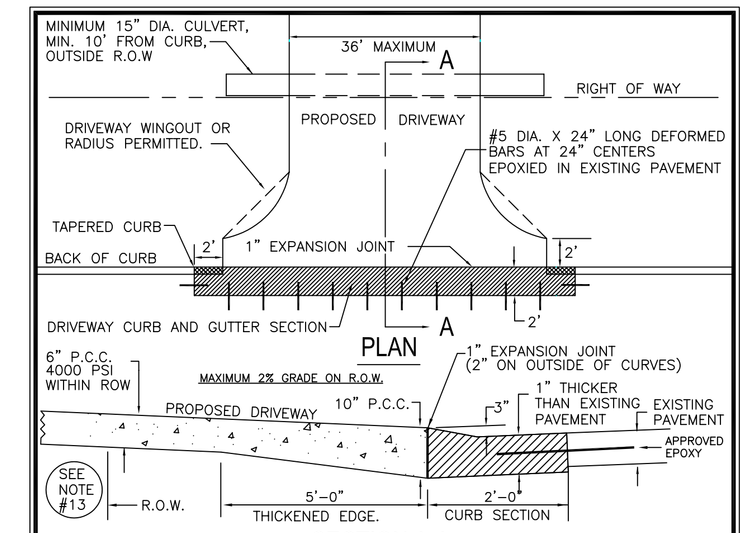

NOTES:

SECTION A-A

1. CONCRETE AND JOINTS TO BE PLACED IN ACCORDANCE WITH STANDARD SPECIFICATIONS FOR STREET IMPROVEMENTS FOR THE CITY OF JACKSON, MISSOURI.
2. DRIVEWAY WIDTH AND RADIUS TO BE PLACED AS SPECIFIED BY JACKSON CITY CODE OF ORDINANCES.
3. TAPER END OF CURB AS DIRECTED TO MATCH NEW DRIVEWAY.
4. SAW PAVEMENT JOINTS TO A 3.5" MINIMUM DEPTH.
5. SAW PAVEMENT TO TO BE REMOVED FULL DEPTH.
6. PLACE DEFORMED BARS 1/2 DEPTH OF PAVEMENT.
7. SHADED AREA DENOTES CURB AND GUTTER TO BE REMOVED AND REPLACED 1" THICKER THAN EXISTING PAVEMENT.
8. A SIX (6) INCH CURB SHALL NOT BE DEPRESSED OVER FOUR AND ONE HALF (4 1/2) INCHES.
9. NO GRAVEL DRIVEWAYS (NEW) ARE ALLOWED ON CITY RIGHT OF WAY.
10. ON RESIDENTIAL DRIVES A RADIUS OR WING MAY BE CONSTRUCTED.
11. NO DRIVEWAY CURBS ARE ALLOWED ON CITY RIGHT OF WAY.
12. MAXIMUM 2% GRADE ON R.O.W., THEN 15% MAXIMUM GRADE RESIDENTIAL, 10% COMMERCIAL AND INDUSTRIAL.
13. DRIVEWAY CULVERTS SHALL BE 15" MINIMUM AND APPROVED BY CITY ENGINEER, LOCATED MINIMUM 10' FROM CURB, AND OUTSIDE RIGHT OF WAY UNLESS OTHERWISE APPROVED.

DRAWING NO. 311	CITY OF JACKSON, MISSOURI
K.A.P. 03/31/11 Approved Date	DRIVEWAY PLAN AND DRIVEWAY CURB AND GUTTER SECTION
Revisions	

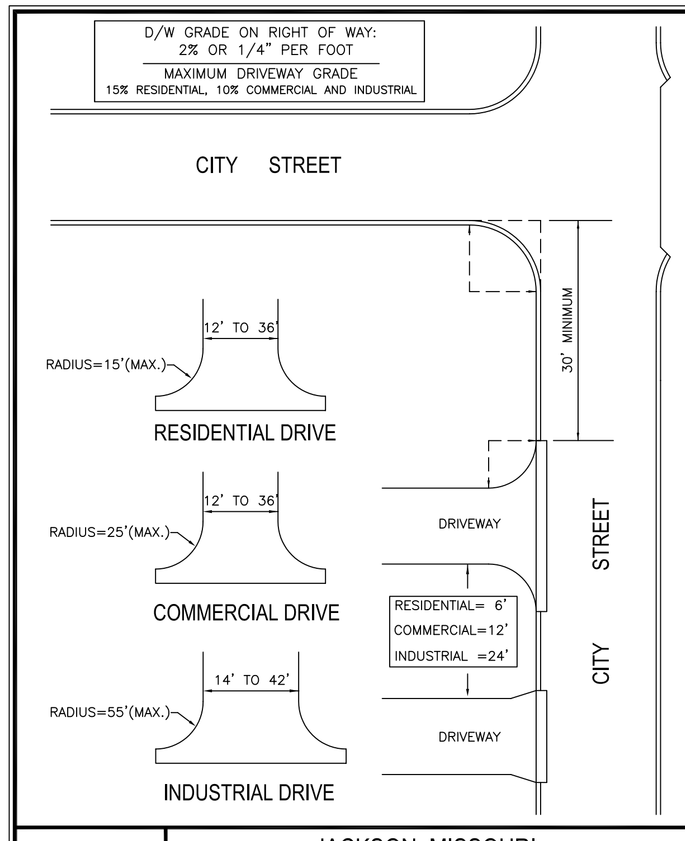

DRAWING NO. 312	JACKSON, MISSOURI
K.A.P. 02/20/09 Approved Date	DRIVEWAY STANDARDS
Revisions	

DESIGN CRITERIA	RESIDENTIAL	COMMERCIAL	INDUSTRIAL
Width at End of Radius	12' - 36"	12' - 36'	14' - 42'
Radius	Maximum 15'	Maximum 25'	Maximum 55'
Grade on Right-of-Way	1/4" Per Foot	1/4" Per Foot	1/4" Per Foot
Maximum Driveway Grade	15%	10%	10%
Spacing Between the Ends of radii at the Curbline	6'	12'	24'
Corner Clearance (In no case to be less than 30' as measured from the intersection of the tangent lines of the corner radius.)			

DRAWING NO. 313.	CITY OF JACKSON, MISSOURI
K.A.P. 02/20/09 Approved Date	DRIVEWAY DESIGN
Revisions	

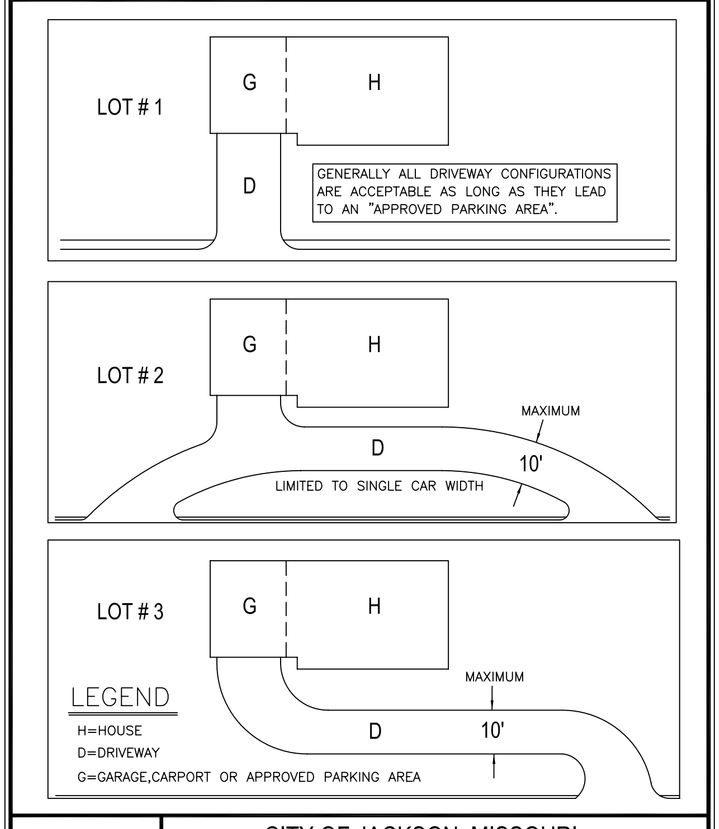

DRAWING NO. 314	CITY OF JACKSON, MISSOURI
K.A.P. 02/20/09 Approved Date	POSSIBLE DRIVEWAY CONFIGURATIONS
Revisions	

NO.	DATE	REVISIONS	BY

DESIGNED BY: DATE:
DRAWN BY: DATE:
CHECKED BY: KAP DATE: 03/31/11
SCALE: HORIZ. NONE VERT. NONE

CITY OF JACKSON
101 COURT STREET, JACKSON, MISSOURI
ENGINEERING DIVISION

CITY OF JACKSON STREET AND DRIVEWAY STANDARDS

JOB NO.
FIELD BOOK
DRAWING NO.
SHEET